


## Rigips Feuerschutzplatte RFI 15

Original Rigips plasterboards have been on the market in Austria for more than 60 years now.

Rigips RFI fire protection boards consist of a special, reinforced and impregnated gypsum core encased in cardboard.



The Institut für Baubiologie in Austria (Institute for Building Biology - IBO) has classified Rigips boards as "tested and recommended building material by the IBO". This quality is re-assessed by the IBO every six months.




Rigips wallboards are used successfully in domestic buildings, offices, commercial buildings, hotels, schools and many other segments for applications such as the following:

- interior walls
- wall linings
- dry plaster
- suspended ceilings
- sloping ceilings / roofs

Rigips wallboards are to be processed as per the Rigips installation guidance and as per ÖN B 3415.

### Technical Data

<b>Proof</b>	as per ÖN EN 520 and ÖN B 3410	<b>Gypsum plasterboard type DFH2</b> <b>Gypsum plasterboard GKFI</b>
<b>Classification</b>	as per ÖN EN 13501-1	<b>A2-s1,d0 (B)</b>

<b>Edge profile</b>	<b>Longitudinal edges</b>	<b>designed for filling of joints with Rigips VARIO joint filler, either with or without reinforcing strips.</b>	 <b>Vario</b>
	<b>Transverse edges</b>		 <b>SK</b>  <b>SKF</b>

The information in this publication is based on our current technical knowledge and experience. In view of the many factors that may affect processing and application of our products, these data do not relieve the users of our products from the responsibility of carrying out their own inspections and tests, as they only represent general guidelines. They neither do imply any legally binding assurance of certain properties or of suitability for a particular application. It is the responsibility of those to whom we supply our products to ensure that any proprietary rights and existing laws and regulations are observed. We reserve the right to modifications in the interests of technical advancement without prior notice.

## Rigips Feuerschutzplatte RFI 15

Plasterboard marking	On rear side	<p>The marking in longitudinal direction in <b>red</b> contains:</p> <ul style="list-style-type: none"> <li>• <b>RIGIPS FEUSCHUTZPLATTE RFI</b></li> <li>• <b>CE symbol</b></li> <li>• <b>ÖN EN 520: type DFH2</b></li> <li>• <b>ÖN B 3410: GKFI</b></li> <li>• <b>A2-s1, d0 (B)</b></li> <li>• <b>Production date and/or shift number</b></li> </ul> <p>Generally, together with the lettering, a row of dots mark the board centre within a strip of ca. 5 cm width (position of the metal stud sections for walls).</p>
	On front side	<p>To ease installation, the board centre is marked with the letters RF which are 3-5 mm high and located at a distance of about 250mm (screw spacing) from each other. The position tolerance of the marking from the board centre is <math>\pm 2</math>cm max.</p>
	Edge marking	<p><b>"RIGIPS VARIO 15"</b> at the longitudinal edge in <b>red</b></p>

Dimensions	Nominal thickness		15	[mm]
	Width		1250	[mm]
	Lengths		2000	[mm]
			Special lengths (intermediate sizes, overlength) and sheet cutting possible – delivery time on request .	
	Dimensional tolerances	as per ÖN EN 520	Thickness $\pm 0.5$ Width $+0/-4$ Length $+0/-5$ Squareness deviation $\leq 2.5$ per m width	[mm]

Weight	Apperent density		ca. $\geq 800$	[kg/m <sup>3</sup> ]
	Weight per unit area m'	as per ÖN B 3410	ca. $\geq 12$	[kg/m <sup>2</sup> ]

Strengths	Breaking load	as per ÖN EN 520 and ÖN B 3410	⊥ $\geq 735$	[N]
			$\geq 250$	

The information in this publication is based on our current technical knowledge and experience. In view of the many factors that may affect processing and application of our products, these data do not relieve the users of our products from the responsibility of carrying out their own inspections and tests, as they only represent general guidelines. They neither do imply any legally binding assurance of certain properties or of suitability for a particular application. It is the responsibility of those to whom we supply our products to ensure that any proprietary rights and existing laws and regulations are observed. We reserve the right to modifications in the interests of technical advancement without prior notice.

## Rigips Feuerschutzplatte RFI 15

			⊥	perpendicular to direction of manufacture (in longitudinal direction of the board)	
				parallel to direction of manufacture (in transverse direction of the board)	
Improved core cohesion at high temperature	as per ÖN EN 520		passed		
Bending tensile strength			⊥	≥ 5.7	[N/mm <sup>2</sup> ]
				≥ 1.9	
Modulus of elasticity	as per ÖN B 3410		⊥	≥ 2800	[N/mm <sup>2</sup> ]
				≥ 2200	
Surface hardness	as per Brinell			ca. 10 - 18	[N/mm <sup>2</sup> ]
Compressive strength vertical to the surface				ca. 5 - 10	[N/mm <sup>2</sup> ]
Tensile strength				In longitudinal direction of the board: ca. 1.8 - 2.5	[N/mm <sup>2</sup> ]
				In transverse direction of the board: ca. 1.0 - 1.2	
Shear strength of the connection between board and substructure	as per ÖN EN 520			810	[N]
Shear strength				Vertical to surface: ca. 3.0 - 4.5 Parallel to surface: ca. 2.5 - 4.0	[N/mm <sup>2</sup> ]
Adhesive strength of jointing compound & gypsum glue	as per ÖN EN 13963			> 0.25	[N/mm <sup>2</sup> ]

Heat	Thermal conductivity $\lambda$	as per ÖN EN 12524	0.25	[W/(m·K)]
	Specific heat capacity $c$	at 20°C	0.96	[kJ/(kg·K)]

The information in this publication is based on our current technical knowledge and experience. In view of the many factors that may affect processing and application of our products, these data do not relieve the users of our products from the responsibility of carrying out their own inspections and tests, as they only represent general guidelines. They neither do imply any legally binding assurance of certain properties or of suitability for a particular application. It is the responsibility of those to whom we supply our products to ensure that any proprietary rights and existing laws and regulations are observed. We reserve the right to modifications in the interests of technical advancement without prior notice.

## Rigips Feuerschutzplatte RFI 15

	Thermal expansion coefficient	at 60% RH	ca. 0.013 - 0.020	[mm/ (m·K)]
Humidity	Vapour diffusion resistance factor $\mu$	as per ÖN EN 12524	dry: 10 wet: 4	[—]
	Diffusion equivalent air layer thickness $s_d$	as per ÖN B 8110	dry: 0.15 wet: 0.06	[m]
	Water absorption for 2 h fully immersed in water	as per ÖN EN 520	≤ 10	[Masse%]
	Drying time after 2 h fully immersed in water		ca. 15	[h]
	Capillary rise of water (front edge immersed)		after ½ h: 0 after 2 h: 0.5 after 24 h: 1.5 - 2.0	[cm]
	Moisture absorption / equilibrium moisture content (depending on room climate)	at 20°C	40% RH: 0.3 - 0.6 60% RH: 0.6 - 1.0 80% RH: 1.0 - 2.0	[Masse%]
	Change in length for a 30% change in RH	at 20°C	0.015	[%]
Other	Crystalline bonded water inside gypsum core		ca. 16 - 20	[%]
	Thermal threshold stress (long-term load)		max. 50	[°C]
	El. surface resistance at 100 V, 20°C and 65% RH	as per DIN 53486	front side: $3.5 \cdot 10^8 - 5 \cdot 10^8$ rear side: $6.5 \cdot 10^8 - 10 \cdot 10^8$	[ $\Omega$ ]
	El. volume resistance at 100 V, 20°C and 65% RH	as per DIN 53486	$2 \cdot 10^9$	[ $\Omega$ ]
	pH value		6 - 9	[—]
	Air permeability	as per ÖN EN 520	$1.4 \cdot 10^{-6}$	[m <sup>3</sup> / (m <sup>2</sup> ·s·Pa)]

The information in this publication is based on our current technical knowledge and experience. In view of the many factors that may affect processing and application of our products, these data do not relieve the users of our products from the responsibility of carrying out their own inspections and tests, as they only represent general guidelines. They neither do imply any legally binding assurance of certain properties or of suitability for a particular application. It is the responsibility of those to whom we supply our products to ensure that any proprietary rights and existing laws and regulations are observed. We reserve the right to modifications in the interests of technical advancement without prior notice.