


## Die Dicke 25 RFI

Original Rigips plasterboards have been on the market in Austria for more than 60 years now.

Die Dicke 25 RFI is a Rigips fire protection plasterboard of 25 mm thickness with a gypsum core encased in cardboard. It has a handy size.



The Institut für Baubiologie in Austria (Institute for Building Biology - IBO) has classified Rigips boards as "tested and recommended building material by the IBO". This quality is re-assessed by the IBO every six months.




Rigips wallboards are used successfully in domestic buildings, offices, commercial buildings, hotels, schools and many other segments for applications such as the following:

- interior walls
- wall linings
- dry plaster
- suspended ceilings
- sloping ceilings / roofs

Rigips wallboards are to be processed as per the Rigips installation guidance and as per ÖN B 3415.

### Technical Data

|                       |                                      |  |
|-----------------------|--------------------------------------|--|
| <b>Proof</b>          | as per<br>ÖN EN 520 and<br>ÖN B 3410 | <b>Gypsum plasterboard type DFH2R</b><br><b>Gypsum plasterboard GKFI</b> |
| <b>Classification</b> | as per<br>ÖN EN 13501-1              | <b>A2-s1,d0 (B)</b>  |

|                     |                           |   |   |
|---------------------|---------------------------|---|---|
| <b>Edge profile</b> | <b>Longitudinal edges</b> | designed for filling of joints with Rigips VARIO joint filler, either with or without reinforcing strips. |  Vario  |
|                     | <b>Transverse edges</b>   |   |  SK<br> SKF |

The information in this publication is based on our current technical knowledge and experience. In view of the many factors that may affect processing and application of our products, these data do not relieve the users of our products from the responsibility of carrying out their own inspections and tests, as they only represent general guidelines. They neither do imply any legally binding assurance of certain properties or of suitability for a particular application. It is the responsibility of those to whom we supply our products to ensure that any proprietary rights and existing laws and regulations are observed. We reserve the right to modifications in the interests of technical advancement without prior notice.

## Die Dicke 25 RFI

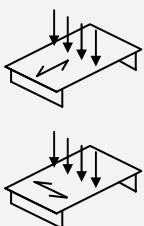
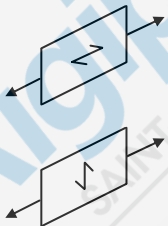
|                      |              |   |
|----------------------|--------------|---|
| Plasterboard marking | On rear side | <p>The marking in longitudinal direction in <b>red</b> contains:</p> <ul style="list-style-type: none"> <li>• <b>RIGIPS DIE DICKE 25 RFI</b></li> <li>• <b>CE symbol</b></li> <li>• <b>ÖN EN 520: type DFH2R</b></li> <li>• <b>ÖN B 3410: GKFI</b></li> <li>• <b>A2-s1, d0 (B)</b></li> <li>• <b>Production date and/or shift number</b></li> </ul> |
|                      | Edge marking | <b>"RIGIPS DIE DICKE 25 RFI"</b> at the longitudinal edge in <b>red</b>   |

|            |                        |               |  |      |
|------------|------------------------|---------------|--|------|
| Dimensions | Nominal thickness      |               | 25   | [mm] |
|            | Width                  |               | 625  | [mm] |
|            | Lengths                |               | 2000   | [mm] |
|            |                        |               | Special lengths (intermediate sizes, overlength) and sheet cutting possible – delivery time on request . |      |
|            | Dimensional tolerances | as per EN 520 | ÖN Thickness $\pm 1.0$<br>Width $+0/-4$<br>Length $+0/-5$<br>Squareness deviation $\leq 2.5$ per m width | [mm] |

|        |                         |                  |                |                      |
|--------|-------------------------|------------------|----------------|----------------------|
| Weight | Apperent density        |                  | ca. $\geq 800$ | [kg/m <sup>3</sup> ] |
|        | Weight per unit area m' | as per ÖN B 3410 | ca. $\geq 20$  | [kg/m <sup>2</sup> ] |

The information in this publication is based on our current technical knowledge and experience. In view of the many factors that may affect processing and application of our products, these data do not relieve the users of our products from the responsibility of carrying out their own inspections and tests, as they only represent general guidelines. They neither do imply any legally binding assurance of certain properties or of suitability for a particular application. It is the responsibility of those to whom we supply our products to ensure that any proprietary rights and existing laws and regulations are observed. We reserve the right to modifications in the interests of technical advancement without prior notice.

## Die Dicke 25 RFI

|  |   |   |  |                      |
|--|---|---|--|----------------------|
| Strengths  | Breaking load   | as per<br>ÖN EN 520<br>and ÖN B 3410  | ⊥    ≥ 1075<br>      ≥ 420   | [N]                  |
|  |   |    | ⊥    perpendicular to direction of<br>manufacture (in longitudinal<br>direction of the board)<br><br>      parallel to direction of manufacture<br>(in transverse direction of the<br>board) |                      |
|  | Improved core cohesion at high temperature                      | as per<br>ÖN EN 520   | passed   |                      |
|  | Bending tensile strength  |   | ⊥    ≥ 3.0<br>      ≥ 1.2  | [N/mm <sup>2</sup> ] |
|  | Modulus of elasticity   | analog as per<br>ÖN B 3410  | ⊥    ≥ 2500<br>      ≥ 2000  | [N/mm <sup>2</sup> ] |
|  | Surface hardness  | as per Brinell  | ca. 10 - 18  | [N/mm <sup>2</sup> ] |
|  | Compressive strength vertical to the surface                    |   | ca. 5 - 10   | [N/mm <sup>2</sup> ] |
|  | Tensile strength  |  | In longitudinal direction of the board:<br>ca. 1.8 - 2.5<br><br>In transverse direction of the board:<br>ca. 1.0 - 1.2   | [N/mm <sup>2</sup> ] |
|  | Shear strength of the connection between board and substructure | as per<br>ÖN EN 520   | <u>No Performance Determined (NPD)</u>   |                      |
|  | Shear strength  |   | Vertical to surface:    ca. 3.0 - 4.5<br>Parallel to surface:    ca. 2.5 - 4.0   | [N/mm <sup>2</sup> ] |
| Adhesive strength of jointing compound & gypsum glue | as per<br>ÖN EN 13963   | > 0.25  | [N/mm <sup>2</sup> ]   |                      |

|      |                                |                       |      |               |
|------|--------------------------------|-----------------------|------|---------------|
| Heat | Thermal conductivity $\lambda$ | as per<br>ÖN EN 12524 | 0.25 | [W/<br>(m·K)] |
|------|--------------------------------|-----------------------|------|---------------|

The information in this publication is based on our current technical knowledge and experience. In view of the many factors that may affect processing and application of our products, these data do not relieve the users of our products from the responsibility of carrying out their own inspections and tests, as they only represent general guidelines. They neither do imply any legally binding assurance of certain properties or of suitability for a particular application. It is the responsibility of those to whom we supply our products to ensure that any proprietary rights and existing laws and regulations are observed. We reserve the right to modifications in the interests of technical advancement without prior notice.

## Die Dicke 25 RFI

|          |  |                       |  |  |
|----------|--|-----------------------|--|--|
|          | Specific heat capacity c   | at 20°C               | 0.96   | [kJ/<br>(kg·K)]                              |
|          | Thermal expansion coefficient  | at 60% RH             | ca. 0.013 - 0.020  | [mm/<br>(m·K)]                               |
| Humidity | Vapour diffusion resistance factor $\mu$                                       | as per<br>ÖN EN 12524 | dry: 10<br>wet: 4  | [—]  |
|          | Diffusion equivalent air layer thickness $s_d$                                 | as per ÖN B<br>8110   | dry: 0.25<br>wet: 0.10   | [m]  |
|          | Water absorption for 2 h fully immersed in water                               | as per<br>ÖN EN 520   | ≤ 10   | [Masse%]                                     |
|          | Drying time after 2 h fully immersed in water                                  |                       | ca. 15   | [h]  |
|          | Capillary rise of water (front edge immersed)                                  |                       | after ½ h: 0<br>after 2 h: 0.5<br>after 24 h: 1.5 - 2.0                                    | [cm]   |
|          | Moisture absorption / equilibrium moisture content (depending on room climate) | at 20°C               | 40% RH: 0.3 - 0.6<br>60% RH: 0.6 - 1.0<br>80% RH: 1.0 - 2.0                                | [Masse%]                                     |
|          | Change in length for a 30% change in RH  | at 20°C               | 0.015  | [%]  |
| Other    | Crystalline bonded water inside gypsum core                                    |                       | ca. 16 - 20  | [%]  |
|          | Thermal threshold stress (long-term load)                                      |                       | max. 50  | [°C]   |
|          | El. surface resistance at 100 V, 20°C and 65% RH                               | as per<br>DIN 53486   | front side: $3.5 \cdot 10^8 - 5 \cdot 10^8$<br>rear side: $6.5 \cdot 10^8 - 10 \cdot 10^8$ | [Ω]  |
|          | El. volume resistance at 100 V, 20°C and 65% RH                                | as per<br>DIN 53486   | $2 \cdot 10^9$   | [Ω]  |
|          | pH value   |                       | 6 - 9  | [—]  |
|          | Air permeability   | as per<br>ÖN EN 520   | $1.4 \cdot 10^{-6}$  | [m <sup>3</sup> /<br>(m <sup>2</sup> ·s·Pa)] |

The information in this publication is based on our current technical knowledge and experience. In view of the many factors that may affect processing and application of our products, these data do not relieve the users of our products from the responsibility of carrying out their own inspections and tests, as they only represent general guidelines. They neither do imply any legally binding assurance of certain properties or of suitability for a particular application. It is the responsibility of those to whom we supply our products to ensure that any proprietary rights and existing laws and regulations are observed. We reserve the right to modifications in the interests of technical advancement without prior notice.